

## SPECIFICATIONS

Load Bank Model	3.5MW, Resistive Load Bank	
Test Supply	440–480V 60Hz 3 Phase Delta	
	380–420V 50Hz 3 Phase Delta	
Voltage Tolerance	+/- 5%	
Frequency Tolerance	+/- 5%	
KW Tolerance	-0, +4%	
Phases	3ph	
Optional Certification	CE, UL, CSA	
Standards	Complies with NEC/NFPA, NEMA, and ANSI Standards	
Step Resolution	5KW	
Auxiliary Supply Options	Test Supply or Shore Power	
Telematic System	2-year Subscription Included	
Shore Power (Fans & Controls)	80A, 480V 60Hz 3 Phase Delta	
Controls Only	30A 120V 60Hz	
Optional Control Systems	Portable remote load controller	
	Local manual operator panel, Cooling Fan controls, visual indicators, industrial toggle switches for individual load steps and master on/off switch, Fault reset push button, 3 Phase Panel Meter	
	PC Software	
	Modbus Interface	
Test Supply Connections	Cam-Style single pole quick connect receptacles. Bus Bar Optional.	12/PHASE
Auxiliary Supply Connections	Cam-Style single pole quick connect receptacles. Bus Bar Optional.	1/PHASE
Instrumentation	3 Phase Digital Monitoring System	

Rated Max. Ambient Temperature Operation	120° F
Rated Min. Ambient Temperature Operation	-4° F
Altitude Rating	6,500 FT
Air-flow Requirements	4' Perimeter
Paint Specification	2-Part Polyurethane Epoxy
Protection	Load step individual fuse protection, controls fuse protection, Cooling fan motor starters and overload relays, Cooling fan air flow sensors, Load Elements over temperature sensors, Over Voltage protection, Phase Reversal protection, Emergency Stop push button.


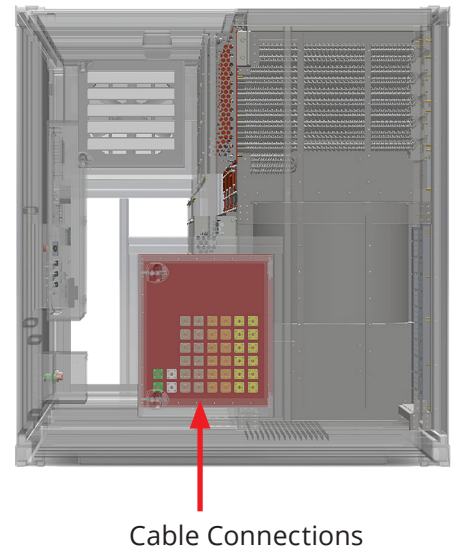
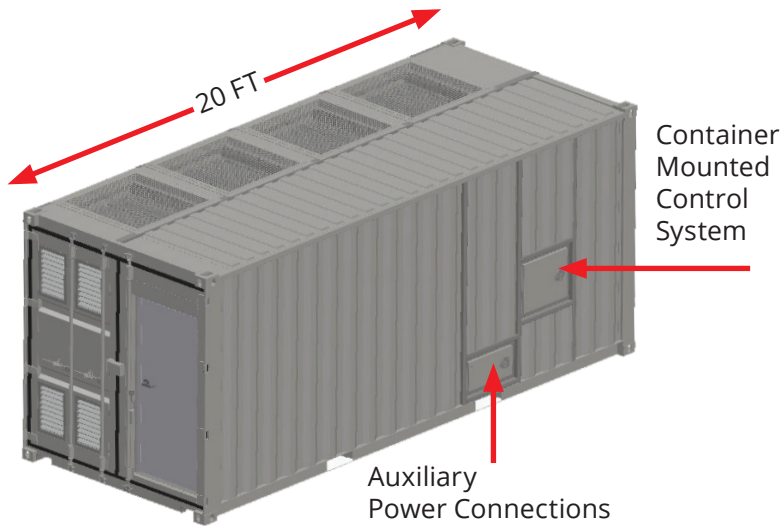
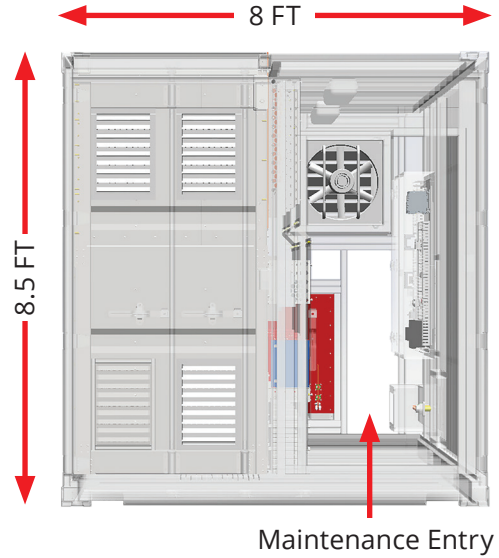
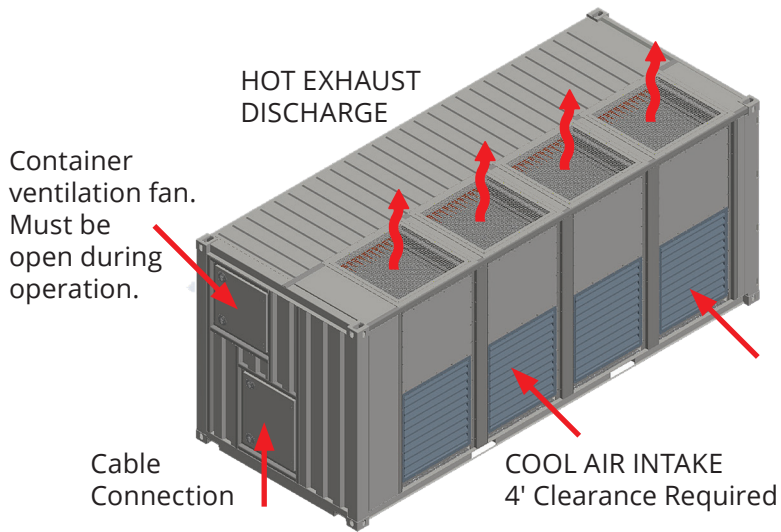
## DIMENSIONS

Container Dimensions	ISO-Style Weatherproof Container
Lifting	Fork Pockets/Corner Castings
Length	20'
Width	8'
Height	8.5'
Gross Weight	16,000 LBS

## LOAD CAPACITY

Capacity per Voltage	480V	3500kW
	450V	3076kW
	415V	2616kW
	400V	2430kW
	380V	2193kW

For more information, please call,  
**(888) 862-0682**



For more information, please call,  
**(888) 862-0682**